



Task Force SAFE

Objective

The objective of this service contract is for the Contractor to provide technical services including, but not limited to inspections, assessments, repairs, testing, reports, training for facilities, and operations-related projects.

Definitions

- **LHS Electrical Deficiency:** A deficiency that is in its current state likely to bring harm or damage.
- **Imminent LHS Electrical Deficiency is defined as:** A deficiency that is in its current state is certain to bring harm or damage.
- **Mitigated is defined as:** The action of reducing an Imminent LHS deficiency.
- **RAC – Risk Assessment Code:** To provide insight for safety personnel the severity of identified deficiencies if left as found and is meant for information purposes only.
- **RAC 1:** Immediate danger to public or property with critical to catastrophic consequences.
- **RAC 2:** Possible danger to public or property with significant to minor consequences.

Workflow

1. Inspections will be performed from source to end users.
2. When a deficiency is identified, it will always be documented, at that point and time it was found.
3. If a deficiency is found it will never be left in its current unsafe condition. A deficiency will either be repaired or mitigated.
4. Mitigating actions could include, but are not limited to, isolating the supply, posting warning signs and/or barriers or even just making the site aware of the risk.
5. On recording any deficiency, it will be recorded at the status as to which it was initially inspected.
6. Actions have been put in place by TFS, in order to allow a true reflection of the condition of all inspected electrical systems and facilities.

Closing Summary

The inspection report provides a simple engineering view of a facilities electrical safety condition where it can continue to be used safely, along with all LHS deficiencies being highlighted in accordance with the general scope of the TF SAFE contract. This medium can supply a brief insight to the possible risk factors in and around a specific location within the AOR either CENTCOM wide or locally for the commander at a specific FOB. The TFS team can provide specialist knowledge and experience to assist in reducing the overall risk.

Inspection-Report_TFSAFE_Full_KFAB22_Oiltown-Fire-CHU_116_16-06-26_1-8

Base Location	KFAB (Jordan)	Date:	16-JUN-2026
Base Code	KFAB22	Team #:	116
Building #	Oiltown-Fire-CHU	System Voltage	230/400
Building Type	ACCOMM	Inspection Phase	Full Inspection
Previous Report #:	N/A	Work Order:	TFS-KFAB22-2026-00016

Physical Building Location Description:


Oiltown is adjacent to the airfield, north of Dufftown. The Fire CHU is within Oiltown.

Overall Building Electrical System: Fair

Building Picture:**Deficiencies (8):**

Deficiency #1	RAC 2	Occurrences: 1
----------------------	--------------	-----------------------

Description: Breaker blank missing from dead front.



Location:	At CDP.
Category:	Improper Use / Damaged
Equipment:	CDP
Imminent:	No
Action:	N/A
Assigned To:	O&M; Provider
Code:	British Standard 132: Protection against electric shock
Status:	Open

Deficiency #2	RAC 2	Occurrences: 1
----------------------	--------------	-----------------------


Description: Type AC RCD used. Type AC RCD is not suitable for this building.



Location:	Within the CDP.
Category:	Improper Use / Damaged
Equipment:	CDP
Imminent:	No
Action:	N/A
Assigned To:	O&M; Provider
Code:	British Standard 132: Protection against electric shock
Status:	Open

Deficiency #3	RAC 2	Occurrences: 1
----------------------	--------------	-----------------------

Description: Twist taped connection made to main neutral.



Location:	Within the CDP.
Category:	Improper Terminations
Equipment:	CDP
Imminent:	No
Action:	N/A
Assigned To:	O&M; Provider
Code:	British Standard 526: Electrical connections
Status:	Open

Deficiency #4	RAC 2	Occurrences: 1
----------------------	--------------	-----------------------

Description: No CPC to lighting circuit.



Location:	Within lighting circuit including switches.
Category:	Grounding and Bonding
Equipment:	WLT
Imminent:	No
Action:	N/A
Assigned To:	O&M; Provider
Code:	British Standard 542: Earthing arrangements
Status:	Open

Deficiency #5	RAC 2	Occurrences: 6
----------------------	--------------	-----------------------

Description: Twist taped connections made to live and neutral.



Location:	Internal light fittings.
Category:	Improper Terminations
Equipment:	WLT
Imminent:	No
Action:	N/A
Assigned To:	O&M; Provider
Code:	British Standard 526: Electrical connections
Status:	Open

Deficiency #6	RAC 2	Occurrences: 6
----------------------	--------------	-----------------------

Description: High Zs reading of 2.44 ohms throughout the CHU.



Location:	All circuits.
Category:	Grounding and Bonding
Equipment:	WLT
Imminent:	No
Action:	N/A
Assigned To:	O&M; Provider
Code:	British Standard 542: Earthing arrangements
Status:	Open

Deficiency #7	RAC 2	Occurrences: 3
----------------------	--------------	-----------------------


Description: Unlisted cables.



Location:	At external AC condensers.
Category:	Unlisted Equipment
Equipment:	WLT
Imminent:	No
Action:	N/A
Assigned To:	O&M; Provider
Code:	British Standard 511: Compliance with standards
Status:	Open

Deficiency #8	RAC 2	Occurrences: 3
----------------------	--------------	-----------------------

Description: Cable clips not used: strain on terminations.



Location:	At external AC condensers.
Category:	Improper Use / Damaged
Equipment:	WLT
Imminent:	No
Action:	N/A
Assigned To:	O&M; Provider
Code:	British Standard 522: Selection and erection of wiring systems in relation to external influences
Status:	Open

Inspection-Report_TFSAFE_Full_KFAB22_Oiltown-Fire-CHU_116_16-06-26_1-8

Base Location	KFAB (Jordan)	Date:	16-JUN-2026
Base Code	KFAB22	Team #:	116
Building #	Oiltown-Fire-CHU	System Voltage	230/400
Building Type	ACCOMM	Inspection Phase	Full Inspection
Previous Report #:	N/A	Work Order:	TFS-KFAB22-2026-00016

Summary of Findings:

Items inspected: 1 x CDP. 3 x Internal lights. 3 x External lights 3 x Double sockets. 3x Single sockets. 3 x 2-gang switches. 6 x AC isolators for 3 x AC systems.

Signatures:

Inspector 1: Salomon Munoz

Date: 17-JUN-2026

Inspector 2: Jongi Ledbetter

Date: 17-JUN-2026

QC Reviewer: Hugh Crawford

Date: 18-JUN-2026